

Thoughts from our Year 7 students 2018/2019

The best thing about our school
is: the range of lessons we do the food in the canteen, and always having someone to talk to.

I think you will enjoy being here
because: You will make loads of new friends, have more freedom, and do new lessons like Ted, food. You will always have someone to talk to.

I think you will enjoy being here
because: It is a very welcoming school with amazing teachers and staff filled with lovely helpful people.

Before coming to Chalfonts,
I was worried about:
Not making many friends but now I have the best friends I could ever ask for!

The best thing about our school
is: The best thing about Chalfont Community College is definitely the extra-curricular clubs. There is an amazing range of clubs to join!

The best thing about our school
is: The art department. CCC has a great art department for all the art lovers in the school and lovely art teachers to help you with any struggles in art.

Welcome to The Chalfonts Community College 2019-2020



Key dates for the term.

Thursday 19 th September 2019	SEPTEMBER Year 7 Parents Welcome
Tuesday 1 st & Wednesday 2 nd October	OCTOBER Year 7 Team building event at HOAC.
Tuesday 5 th November 2019	November Start of half term 2.
Week commencing 18 th November	KS3 Progress Reports (1) published
Friday 22 nd November 2019	Learning Review Day
Monday 16 th December 2019	DECEMBER Christmas Carol Concert.
Friday 20 th December 2019	End of term.

The Year Ahead- Key stage 3 Key Dates

CCC needs YOU!

- * Join the PTA today!
- * Complete the slip left on the tables
- * Support the 'School Fund Scheme'
- * Become a Parent governor
- * Continue to come along to our social events.



Progress reports

At The Chalfonts Community College, we report to parents three times a year on their children's attitude to learning and progress. The purpose of this assessment, recording and reporting system is to provide regular information throughout the year to both students and parents on how students are progressing in relation to their **academic ability and potential** based on prior data. Most importantly, it will highlight where excellent attitude to learning or where there is work to be done.

Each progress report contains the following information:
 Current level of attainment in each individual subject; a target grade for each subject studied. Attitude to learning, is acknowledged indicators including:

- Attendance and punctuality
- Effort
- Completion of homework
- Number of rewards and consequence marks gained.

At the Learning Review Day on the 22nd of November 2019, you can ask further questions about the reporting system.

KS3 Revision Advice

In order to ensure that you are making the best possible progress and to help prepare you for your GCSE examinations at the end of Year 11, you will have regular assessments in all subject areas from Year 7. Any form of assessment can seem daunting, but if you are well prepared you will feel far more at ease.

General advice:

- Talk to your subject teachers. Ensure you are clear about what is being assessed and follow their advice about how best to revise. If you are struggling with a particular topic, ask for help before the assessment.
- Don't leave revision until the last minute, real revision takes time.
- Make a timetable.
- Organise a quiet revision place away from distractions (including mobile phones).
- Do 30 minute revision sessions.
- Take regular breaks.
- Continue with the things you enjoy.
- Drink plenty of water.
- Eat well.
- Get plenty of sleep.

Revision ideas:

Post-it Stickers


Get a pack of post-it stickers and write the key words from a subject on the individual post-it stickers. Stick them all around the house on every object (milk bottle, door handle, light switch, toilet seat). Before using the object you need to explain what the word means. If you do not know, you need to go to your revision area and find out. Try using different coloured post-it stickers for different subjects.

Mind Maps/Spider diagrams/notes

Rather than simply reading class notes re-write them in the form of a mind map. Add pictures as visual aids and use many different colours for different themes. Re-write your notes and then keep re-writing them so that you eventually get them down to one side of A4. This will be easier to do last minute revision from.

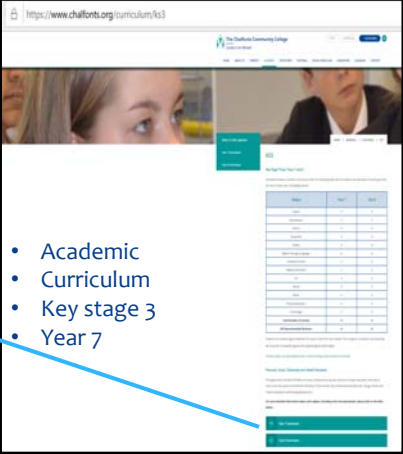
Make revision into a game

Blockbusters / Who wants to be a Millionaire / The Weakest Link / Trivial Pursuit / The Chase / Paigless.




Locating our Curriculum Information.

Subject	Half term 1	Half term 2	Half term 3	Half term 4	Half term 5	Half term 6	
Art	The Formal Elements of Art Exploring Colour, Light, Texture, Line, Shape, Space, Form, 'Formal Elements' book cover to begin.	The Formal Elements of Art Exploring Colour, Light, Texture, Line, Shape, Space, Form, 'Formal Elements' book cover to begin.	Creative Features Looking at Natural Forms and animals Flora and Fauna. Creating a mythical animal 2D and 3D Researching artists for example Ernst Haeckel	Creative Features Looking at Natural Forms and animals Flora and Fauna. Creating a mythical animal 2D and 3D Researching artists for example Ernst Haeckel	Portraits Exploring rules of composition and self-portraits. Exploring artists and techniques such as monotyping and drawing. Researching artists for example Rembrandt and Picasso.	Portraits Exploring rules of composition and self-portraits. Exploring artists and techniques such as monotyping and drawing. Researching artists for example Rembrandt and Picasso.	
Design Technology	Light Box Project Create a light box using a variety of tools and processes. Practical assessment Theory - End of project test.	Wood Factor Create a wood factor from beryls. Practical assessment Theory - End of project test.	Edup Project Design and build one of an edup learning tool. Theory: Produce a journal of all design ideas. Practical assessment	Food Chocolate chip biscuits Assessment Theory - End of topic test.	Chocolate chip biscuits Assessment Theory - End of topic test.		
Drama	Introduction to Drama skills Assessment: Storytelling	Paratime Assessment: Cinderella script	Physical Theatre Assessment: Devising Bullying	Topics, Plays, Time & Value Assessment: Monologue - solo performance	Scripted Plays Assessment: Solo & Incredible Substitutions	Devising Assessment: Impact of Mobile Phones	
English	Novel Study Students will read and study the novel: 'The Lion, The Witch and the Wardrobe' by C.S. Lewis. Assessment: Students will produce a piece of creative...	Novel Study Students will read and study the novel: 'The Lion, The Witch and the Wardrobe' by C.S. Lewis. Assessment: Students will produce...	Non-Fiction Writing Students will learn about different non-fiction writing styles. Assessment: Students will produce...	Fairy Story Students will study a cluster of stories inspired by the theme 'fairy'. Assessment: Students will produce...	Mystery Students will learn about the mystery genre. They will read and study a mystery story. Assessment: Students will produce...	Shakespeare Students will read and study Shakespeare's play 'A Midsummer Night's Dream'. Assessment: Students will be...	



<https://www.chalfonts.org/curriculum/ks3>

- Academic
- Curriculum
- Key stage 3
- Year 7



What will we study this year in English?

- * **'The Lion the Witch and the Wardrobe'** by C.S. Lewis
Assessment: Reading and Writing skills
- * **Non fiction writing** – Students will explore different forms of writing
Assessment: Writing skills
- * **Poetry** – Students will explore a range of poetry that explores the theme of 'place'
Assessment: Reading skills
- * **Mystery Writing** – Students will explore a Sherlock Holmes mystery and write their own.
Assessment: Writing skills
- * **'A Midsummer Night's Dream'** – a study of Shakespeare's famous play
Assessment: Reading skills

Students will also work on their speaking and presentation skills during the course of the year.


Homework Expectations

- * Homework is set **once a week** as per the school policy
- * Homework tasks are available on Show my Homework
- * Students are encouraged to read for pleasure



The Chalfonts Community College


Maths Department



Department Structure

- * Mrs Oladoyin Osibona (Head of Maths)
- * Mr Talib Hussain (KS3 Coordinator)
- * Mr George Hurst (KS4 Coordinator)
- * Mr Michael Gomme (KS5 Coordinator)

- * Mr Vincent Prempeh (Teacher of Maths)
- * Mrs Ruby Maini (Teacher of Maths)
- * Mr Dipesh Modha (Teacher of Maths)
- * Mr Mohammed Hussain (Teacher of Maths)
- * Mrs Sue Womersley (Teacher of Maths)
- * Miss Amna Shah (Teacher of Maths)
- * Mrs Charlene Storrs (Teacher of Maths)
- * Mr Imran Vahora (Teacher of Maths)
- * Mr Abdul Sidat (Teacher of Maths)



Sets, SOW and Tests

Sets:

- * K Side and G Side – 5 in K, 5 in G.
- * Mixed ability sets.

Scheme Of Work:

- * SOW is AQA Spec (Exam Board for GCSE).
- * List of Topics to be taught by the teacher every half term.
- * Available upon request.

Tests:

- * Once every half term.
- * Will focus on the content taught within that half term.



Maths Learning Kit

All students **MUST** have the following:

- * Black / Blue Pens - BIC Crystal Pens Assorted 10 pack = £3
- * Green Pens – Included in above.
- * Pencils – Tesco HB pencils 12 pack = £1.25
- * Rubber – Oxford 2 pack eraser = £1
- * Sharpener – Tesco Twin Pencil Sharpener = 50p
- * 30cm Ruler – Tesco Shatterproof 30cm = 80p
- * Scientific Calculator – Casio FX-83GTX = £10 (WHSmith)
- * Compass and Protractor **OR** Geometry sets – Tesco 9 Piece Metal Maths Set = £3



Independent Revision

Will happen in two forms:

- 1) Homework - Students will be given at least 1 piece of homework to complete. Should take approximately an hour to complete and students are typically given a week to complete it. Set on Show My Homework. Non-negotiable.
- 2) Revision - We have a high expectation of students doing independent revision at home. At this stage, we would expect students to go home and revise what they have covered in the lesson that day (by using exercise books and Maths Watch).



Rewards and Sanctions

- * Postcards and Phone calls home for students who have been fab in lessons.
- * Afterschool detentions are centralised in the Maths Department.
- * 3 times a week in Room 33 - Monday, Wednesday and Friday.
- * Parents will be informed on the day, and the ASD will happen on the the following detention day (e.g. C3 given on Monday, Student expected to show on the following Wednesday).



Contact Details

Mr Talib Hussain
KS3 Coordinator for Maths
talibhussain@chalfonts.org

Welcome from the Year 7 Year Leader



The first few weeks...

- * Late or rushing to school
- * Forgetting learning kit
- * Not completing homework
- * Getting lost
- * Not eating properly
- * Making friends
- * Not sure who to talk to

Top Tips

- * *Late or rushing to school*
- * *Forgetting learning kit*

- * Allow plenty of time to get to school.
- * Students to pack their bag the night before.
- * Have a copy of your child's timetable near the front door.
- * Regularly check your child's learning kit, including planners.



Top Tips

- * *Not completing homework*
- * Have a good study routine and a clear study space.
- * Download the Show My Homework app and log in with the parents pin.
- * Student homework not parents homework.



Top Tips

- * *Getting lost*
- * *Not eating properly*
- * Students to allow plenty of time to get to lessons and use the school map in the planner.
- * Students need to ensure they are eating at school – break and/or lunchtime.
- * ParentPay – monitor what you child is spending.
- * Questions about ParentPay email rachelmackeith@chalfonts.org



Top Tips

- * Making friends
- * Not sure who to talk to

- * Join a club – sport, drama, music, art, IT and many more!
- * Form Tutor is you child's main port of call.
- * Mrs Pieri – Year 7 Pastoral Support



Encouraging Excellence at The Chalfonts Community College

R4
Tutor
and
will e

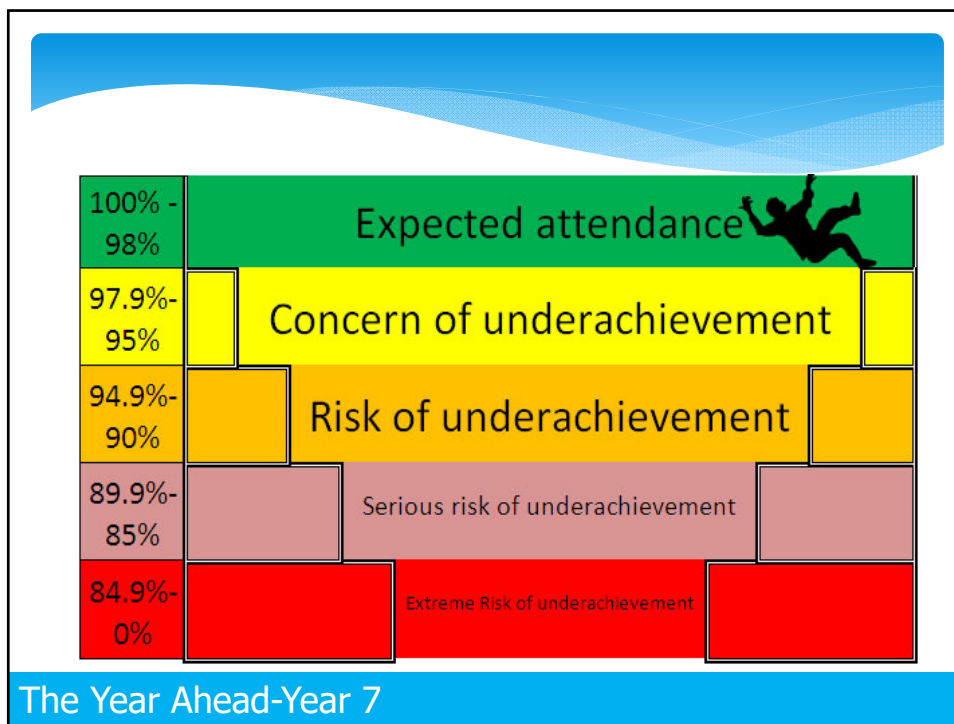
Celebrate your success
Afternoon tea with



NON-UNIFORM




The Year Ahead-Year 7



Thank you

* Thank you for taking the time to attend our Year 7 Welcome Evening or for reading this presentation at a later time.



The Chalfonts Community College
"Success is our Attitude"